



## DO NOT DISTURB SETTINGS FOR lamResponding

IaR includes Do Not Disturb (DND) settings that are individually configurable by each member in two places. DND settings entered in either location described below will live sync with each settings location, so long as you have an Internet connection when you change the settings.

DND settings are accessible in each member's online member profile:

### Do Not Disturb Settings

Do not Disturb:  On  Off

Do not disturb Type:  Scheduled  Manual (until cancelled) From: 00:15 ▼  
To: 01:00 ▼

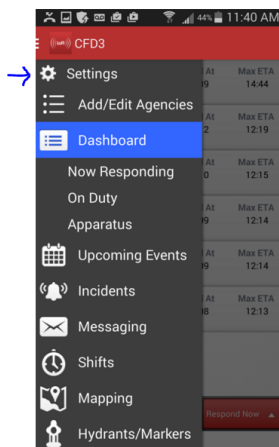
Do not send me:  Internal IAR Messages  
 Dispatch Messages  
 All  
 IaR local test

Via:  Primary email address  
 Secondary email address  
 Text message address  
 Pager address  
 App Push Notifications

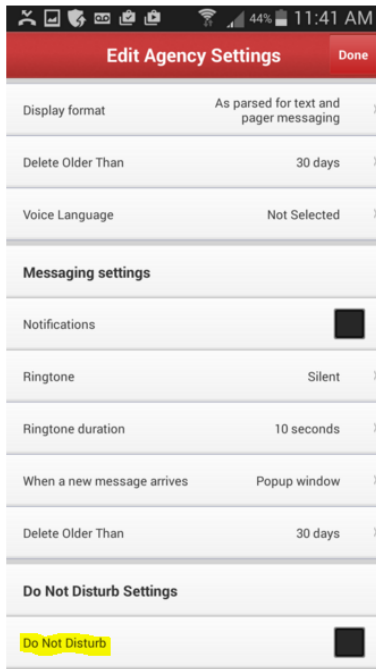
On my devices:

**Please Note:** Messages subject to your Do Not Disturb settings will be not delivered to you. Internal IaR messages sent to you will still appear on the Messages page of your IaR app, and dispatch notifications will still appear on the Incidents page of your app. No alerts or other notifications will accompany those messages. All messages will also be listed in your system reports (with DND next to the recipient's address if DND settings were on at the time for that message destination).

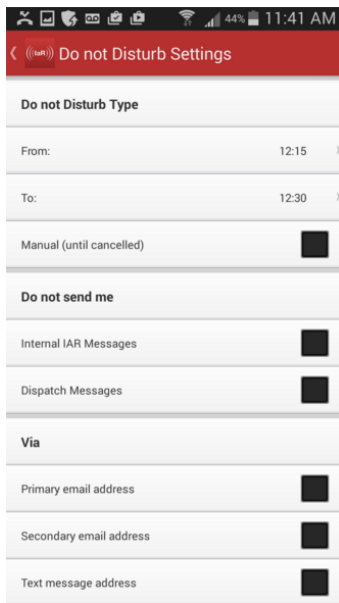
DND settings are also accessible in each member's app settings, in the most recent version of the IaR apps. First go to the app's Settings page:



Then scroll to the bottom of the page to the DND settings:



Then either tap on that section, to click the black box to access the specific DND settings:



Your DND settings are highly customizable. You can control if DND is automatically on for just a pre-set timeframe, or you can manually turn it on or off. You can also control which types of messages are blocked by the DND settings, and can control which delivery methods are blocked by the DND settings.

## **PLEASE NOTE:**

1. When you have DND settings turned "On" for a particular type of message and/or particular method of message delivery, messages subject to your Do Not Disturb settings will be NOT delivered to you by any method being blocked by your DND settings. Internal IaR messages sent to you will still appear on the Messages page of your IaR app, and dispatch notifications will still appear on the Incidents page of your app. No alerts or other notifications will accompany those messages, if they are subject to DND settings at the time they are sent. All messages will also be listed in your system reports (with DND next to the recipient's address if DND settings were on at the time for that message destination).
2. IaR's DND settings are entirely independent of your device's own DND settings (eg the iPhone's internal Do Not Disturb settings) that are part of your device's internal operating system. IaR can not change or over-ride your own device's DND settings.
3. We have included an IaR DND over-ride function for those members who may need to get an IaR message to you in extraordinary situations. This is a permission based function only accessible to and by those members who have that specific permission granted in their online member profile. If a member has that function, then when that member goes to the "Send Messages" page of the IaR system, they will have the option of checking a box to over-ride all members' IaR DND settings, so that the message will still be delivered to all methods selected by the message sender. Again, however, this can NOT over-ride the non-IaR, device-based DND settings that are part of the recipients' device's operating system.