




# Topic: Activating Mutual Aid Functions of IaR

Last Updated: 11/27/2019

The Mutual Aid Functions of lamResponding create links between your lamResponding system and those of your mutual aid agencies. In addition to lamResponding’s shared mapping platform that enables you to see all the mapping and map markers of your mutual aid agencies (and vice versa), the Mutual Aid Functions specifically allow you to share with your mutual aid lists of who is responding to an incident, sensitive pre-plan information, and in-app chats. These links between your lamResponding System and theirs allow for more enhanced information sharing and communications.

The Mutual Aid Functions of lamResponding need to be set up by an administrator of your department’s IaR account.

First, you will want to contact your neighboring agencies who utilize lamResponding to get their unique agency ID NUMBER, and you will want to provide your number to them.

To find your ID Number, in the IaR App, open the left-side Menu and go to the bottom. You will see . Select this option to see your agency’s ID NUMBER, to share it with your neighboring IaR subscribers. Your mutual aid agencies can find their ID Number in the same place on their IaR Apps.

Next, when logged into the lamResponding.com website, go to Administrative Functions → System Settings → DEPT. ID/MUTUAL AID ID’s.

This first section is where you add in the agencies that you want your selected information to be SHARED WITH. In the field provided, enter the ID NUMBER for one agency at a time, and click the Add button. You can add 65+ accounts into this function.

You can enter the lamResponding subscriber ID numbers of your mutual aid departments here (you will have to ask each of those departments for their ID number):

Mutual Aid IaR Subscriber ID

ID	On-Screen Name	Share our Pre-Plan Info?	Share our Responders?	Share chats?	Remove
██████	BELFORD ENGINE FIRE COMPANY	<input checked="" type="checkbox"/>	<input type="checkbox"/>	<input type="checkbox"/>	
██████	PENN FIRE	<input checked="" type="checkbox"/>	<input checked="" type="checkbox"/>	<input type="checkbox"/>	
██████	IAR TRAINING & EDUCATION	<input checked="" type="checkbox"/>	<input checked="" type="checkbox"/>	<input checked="" type="checkbox"/>	
██████	EMERGENCY SERVICES MARKETING CORP., INC DEWITT, NY	<input checked="" type="checkbox"/>	<input type="checkbox"/>	<input checked="" type="checkbox"/>	
██████	ACF FIRE DEPARTMENT	<input checked="" type="checkbox"/>	<input checked="" type="checkbox"/>	<input checked="" type="checkbox"/>	
██████	LIVERPOOL FD	<input checked="" type="checkbox"/>	<input checked="" type="checkbox"/>	<input type="checkbox"/>	

The ID Number of the agencies that you have chosen to share your data with, will appear in the left column.

If there are any agencies that you do not want to share any data with, you can remove them from your list, by clicking on the Garbage Can.

You can to share your chosen agency’s Pre-Plan Info

You can choose to share your agency’s List of Responders

Your IaR App CHATS can interact with your selected Mutual Aid agencies

When you are done making any changes be sure to click on **SAVE CHANGES** at the bottom of the screen.

The lower section of the screen displays the agencies that have chosen to share their department’s information with your agency. You may likely see many of the same agencies as the list you have chosen to share with. Remember that the Mutual Aid Functions are not reciprocal. If you add an agency to your list, that does not grant you the ability to see their data. Each agency needs to add the agencies they wish to share information with.

**Mutual Aid IaR Subscribers currently sharing their data with you:**

Instructions: You can change the display order of your Mutual Aid responders that will show up in your own screens. You need to click anywhere on the Mutual Aid Subscriber row, then click and hold to move it as you like.

The ID Number of agencies that have added you to their System will appear on the left. You can use this list to populate your list of agencies to share data with.

ID	On-Screen Name	They share Pre-Plan Info	They share Now Responding	Display their Responders?	They share Chats
██████████	ABC FIRE & EMS DEPARTMENT	✓			
██████████	LIVERPOOL FD	✓	✓	No ▾	
██████████	ACF FIRE DEPARTMENT	✓	✓	Yes ▾	
██████████	EMERGENCY MANAGEMENT	✓	✓	No ▾	
██████	PENN FIRE	✓	✓	Yes ▾	
██████████	IAR TRAINING & EDUCATION	✓	✓	Yes ▾	✓
██████████	EMERGENCY SERVICES MARKETING CORP., INC DEWITT, NY	✓			✓

The three columns with checkmarks indicate if the listed agency has chosen to share their data with you. If the column is not checked, they have not chosen to share that specific data with you.

If an agency has chosen to share their Responders with you, you may choose to see their Responders\*.

*\* This is a System Wide selection, not User Login specific.*

When you are done making any changes be sure to click on **SAVE CHANGES** at the bottom of the screen.

You can see the list of your Mutual Aid agencies responders on the IaR Website and the IaR App. On the IaMResponding Website there is a Mutual Aid Tile that displays only the responders from your selected Mutual Aid agencies. You can place this Tile where you wish to, and make it the size that you want on your Dashboard.

**laR Website View:**


The total count of Mutual Aid responders, from all agencies, will be listed here in Red.

This bar shows you the name of a Mutual Aid Agency. The circled number on the Left is the quantity of members that agency currently has responding.

The names of responders and their Position are displayed. Keep scrolling down to see additional Agencies and their responders.

This Settings Gear will allow you to adjust the SORT. How the names of responders are displayed.

The responders Response Options and ETAs are displayed on the Right side of the Tile



Agency	Responder Name	Position	Station	Called at	ETA before
6 FIRE & EMS DEPARTMENT	Gary Doe	Interior FF	Station 1	Called at 13:05	ETA before 13:10
	James Doe	Driver	Station 1	Called at 13:05	ETA before 13:06
	Jane Doe	FF/EMT	Station 2	Called at 13:06	ETA before 13:11
	John Doe	Not Selected	Station 2	Called at 13:06	ETA before 13:11
	Larry Doe	Exterior FF	Station 2	Called at 13:06	ETA before 13:11
	Sam Doe	FF/EMT-P	Station 2	Called at 13:06	ETA before 13:11

NOT SELECTED	FIREFIGHTERS
CHIEFS	MEDICAL
OFFICERS	POLICE
DRIVERS	FIRE POLICE

The color of these circles is determined by the Member Tracking Function, "color of my car when showing me on maps".

**laR App View:**

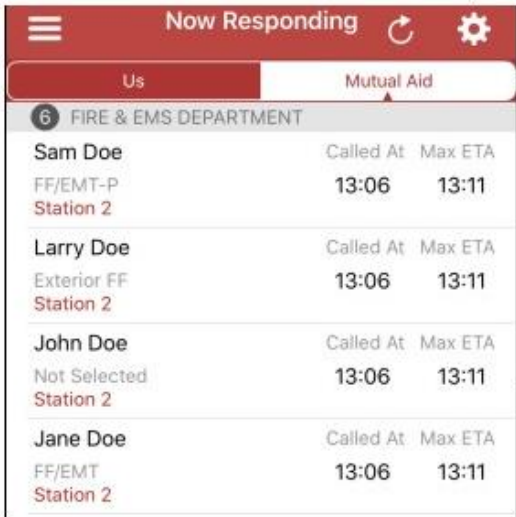
This bar shows you the name of a Mutual Aid Agency. The circled number on the Left is the quantity of members that agency currently has responding.

The names of responders and their Position are displayed. Keep scrolling down to see additional Agencies and their responders.

This Settings Gear will allow you to adjust the SORT. How the names of responders are displayed

The Tab on the RIGHT will open your Mutual Aid agency/responder list. You will know it is selected because it is white with a Red Arrow under the words Mutual Aid.

The responders Response Options and ETAs are displayed on the Right side of the Tile



Agency	Responder Name	Position	Station	Called At	Max ETA
6 FIRE & EMS DEPARTMENT	Sam Doe	FF/EMT-P	Station 2	13:06	13:11
	Larry Doe	Exterior FF	Station 2	13:06	13:11
	John Doe	Not Selected	Station 2	13:06	13:11
	Jane Doe	FF/EMT	Station 2	13:06	13:11